

Firmware Update for New Ink Compatibility

Dear Valued Partners and Customers,

Thank you for your continuous support of Epson photo printers.

We wish to inform that Epson will replace the current SC-P9000/P8000/P7000/P6000 photo ink cartridges with a new version.

The current ink cartridges will be available for order until May 2023. Thereafter, new SC-P9000/P8000/P7000/P6000 ink cartridges will be expected to fully replace the current cartridges in June 2023.

With this refresh, users will need to upgrade printer firmware to use the new cartridges. New firmware for the respective models listed below can be downloaded with the links provided. Please refer to following pages on the steps for downloading the new firmware.

[SureColor SC-P6000](#)

[SureColor SC-P7000](#)

[SureColor SC-P8000](#)

[SureColor SC-P9000](#)

How to identify the new ink cartridge:

The new packaging will carry a sticker on the packaging to distinguish the new and old ink. In addition, a multi-language step-by-step guide is available inside the packaging.

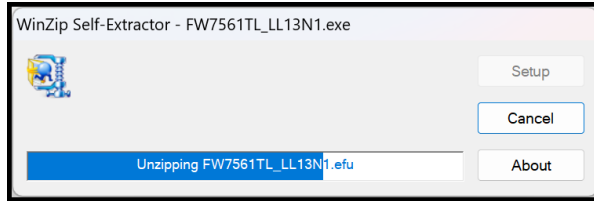


Sticker on the packaging

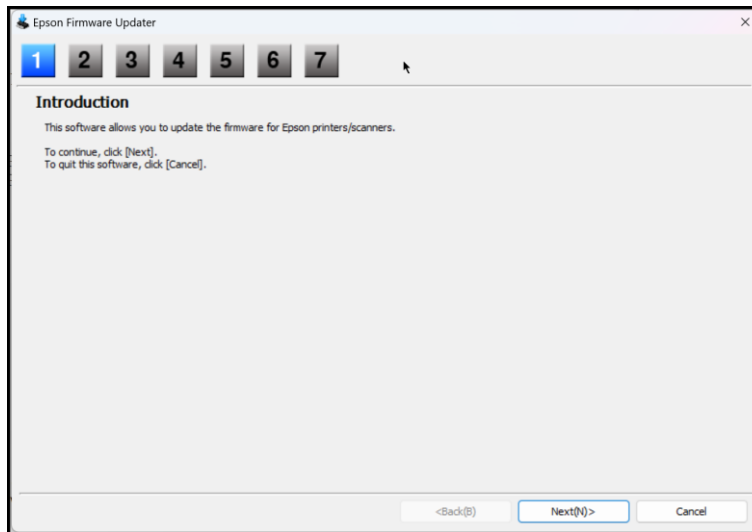
Should you have any enquiry, please contact your local Epson representatives.

Steps to download new firmware.

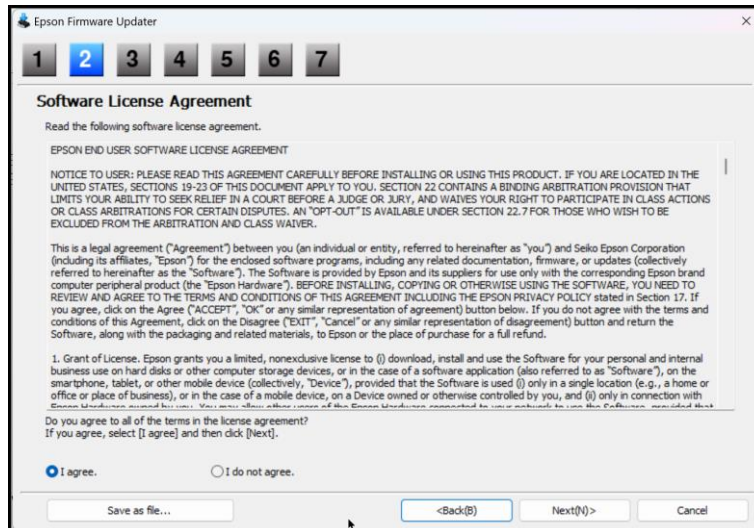
1. Initiate firmware installer.



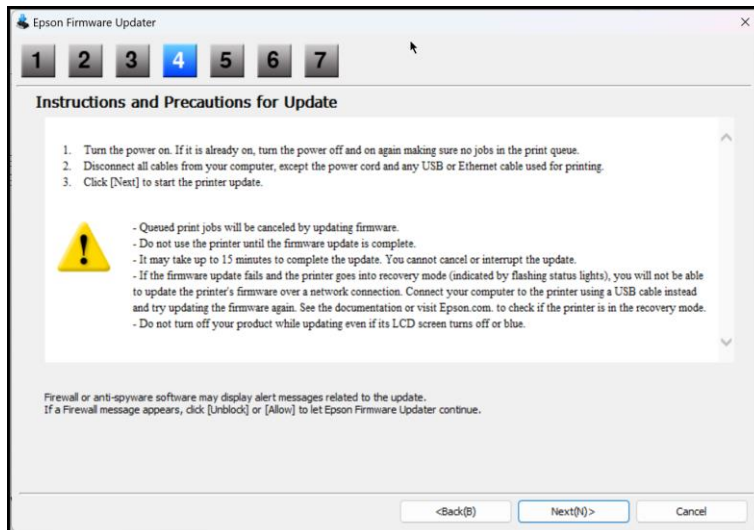
2. Click on "Next" button.



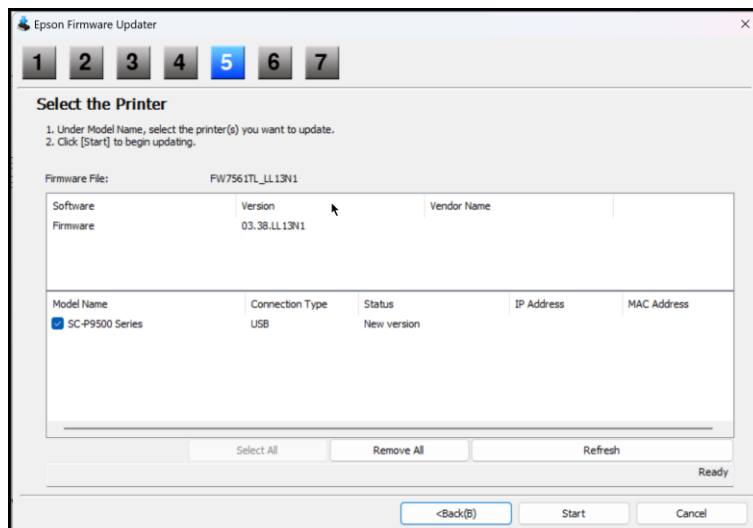
3. The next panel is the Software License Agreement. Select "I agree" and click on "Next" button.



4. Read the “Instructions and Precautions for Update” and click on “Next” button.



5. Select the Printer and click on “Start” button.



6. Once the Firmware Update is completed, click on “Finish” button.

